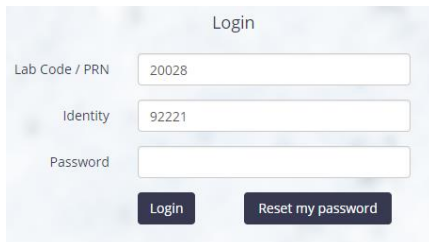


How to change password

Method 1:

1. Click [here](#) or enter <https://www.uknegash.org/participants/login> into your web browser.
2. Enter your Lab Code / PRN and Identity in the text boxes provided then click on the “Reset my password” button.



Login

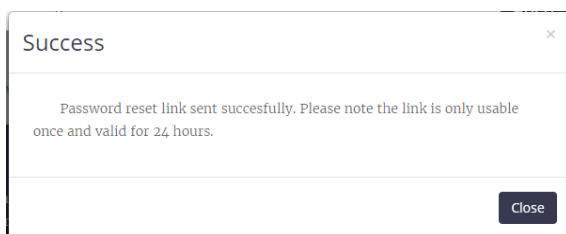
Lab Code / PRN: 20028

Identity: 92221

Password: [empty]

Login Reset my password

You should now be presented with message stating your password reset link has been sent successfully.

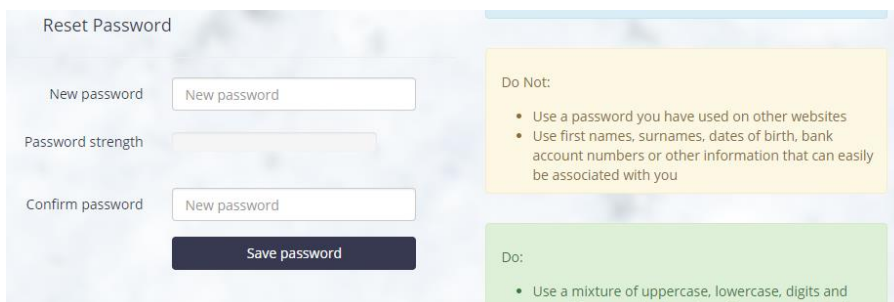


Success

Password reset link sent successfully. Please note the link is only usable once and valid for 24 hours.

Close

You should receive an email within a few minutes. Click the link in your email and you will be directed to our reset webpage where you can change your password.



Reset Password

New password: New password

Password strength: [progress bar]

Confirm password: New password

Save password

Do Not:

- Use a password you have used on other websites
- Use first names, surnames, dates of birth, bank account numbers or other information that can easily be associated with you

Do:

- Use a mixture of uppercase, lowercase, digits and

If you have not received the password reset email please check your junk mail folder.

Method 2 (If password is known):

1. Click [here](#) or enter <https://www.uknegash.org/participants/contacts> into your web browser.
2. Enter your Lab Code / PRN, Identity and Password in the text boxes provided then click on the “Login” button.
3. You should now see a list of contacts with their names and contact types. Click on the “Change your password” button to change your password. You will only be able to change your own password.

Contacts

Show 10 entries

Create new contact

Search: [input]

PRN	Identity	Organisation	Name	Hospital	Contact type	Active
20028	GH			UK NEQAS Haematology	Main	Yes
20028	GH			UK NEQAS(H)	Trial	Yes

Red arrow pointing to the 'Change your password' button in the first row.